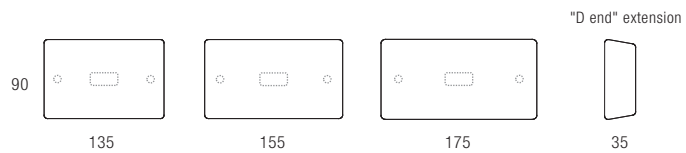


Coworking

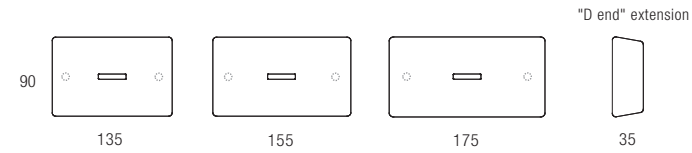


Synoptic

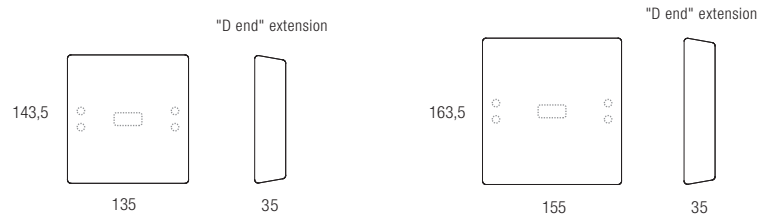
MEETING TABLES - Rectangular with 2 part-drilled cable ports and 1 double opening Top Access hatch




MEETING TABLES - Rectangular with 2 part-drilled cable ports and 1 opening for built-in electrical socket strip




MEETING TABLES - Square with 4 part-drilled cable ports and 1 double opening Top Access hatch



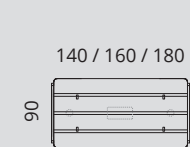
MEETING TABLES - Square with 4 part-drilled cable ports and 1 opening for built-in electrical socket strip



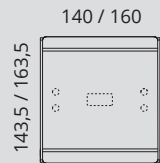
CHARACTERISTICS



Dimensions



Mobile workstation and rectangular high table bottom view

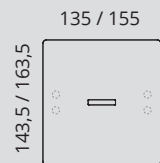


Square high table bottom view

Tops synoptic

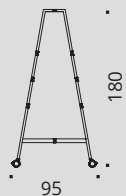


Mobile workstation and rectangular high table tops

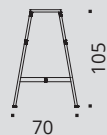


Square high table tops

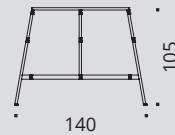
Legs



Mobile workstation arch leg



Rectangular high table arch leg



Square high table arch leg

Top

25 mm thick Structutex® melamine-coated tops with 4 40 mm radius rounded corners. 2 mm thick shock-proof ABS edging. 2 top heights : H 105 and H 75 cm

Electrification

Tops available in 2 versions : with part-drilled cable management or **with electrical equipment** including built-in electrical socket strip, equipped with 3 power outlets + 1 USB A 5v + 1 USB C 5v + 1 cable port.



White



Almond green



Ochre



Mobile workstation

Castors

4 Ø 75 mm lockable castors.



Square high table



Rectangular high table



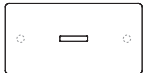
Mobile workstation

Tops :

- Structurex® - Melamine-coated particle board, 25 mm thick, high density 650 kg/m³ (+/- 5 %), 2 decorative sides counterbalanced with anti-reflection treatment. 4 Ø 40 mm radius rounded corners.
- 2 mm thick shock-proof ABS straight edging, radiused and matching the top finishes.
- Metal inserts for improved tear resistance and easier assembly.
- Tops available in 2 versions :



With part-drilled cable management : 2 Ø 80 mm part-drilled cable ports and 1 central part-drilled double Top Access hatch (dim. L 31,6 x D 14,8 cm). Cable ports and Top access hatch available on option.



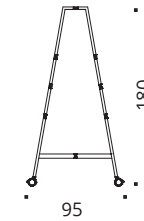
With electrical equipment : 2 Ø 80 mm part-drilled cable ports and 1 built-in power outlet strip, equipped with 3 power outlets + 1 USB A 5v + 1 USB C 5v + 1 cable port. 2 m power supply cable included. Connection equipment available on option.

- 100 % PEFC tops from sustainably managed forests.
- E1 certification in compliance with NF EN-717-2 standard.
- M2 fire classification.



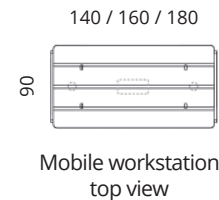
Legs :

- Metal « A » arch legs, black (RAL 9005) or white (RAL 9016) lacquered epoxy finishes, almond green (RAL 6021) and ochre (RAL8004) textured epoxy finishes.
- Welded steel tube, square cross-section 25 x 25 mm, with a transverse bar in the bottom.
- 105 or 75 cm high worktops.
- H 180 cm legs equipped with 4 lockable castors of 75 mm.
- Legs designed to hold accessories or options (set of 3 storage compartments, whiteboard, accessories hooks, melamine upper tray), D end extensions.



Structure :

- 4 Structural metal beams, cross-section 40 x 25 mm, with 1 cutout (L 70 x H 40 mm) at each end to screw the beams to the legs and provide perfect stability
- Structural foot-rest beam with a low level cross bar.
- Height under top : +/- 72,5 or 102,5 cm.
- Lacquered epoxy finish matching the legs.



[Options]

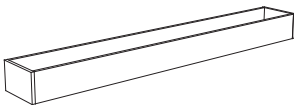
• D end extensions L 90 x D 35 cm :

- Structurex® - Melamine-coated particle board, 25 mm thick, 2 mm thick shock-proof ABS straight edging. 4 Ø 40 mm radius rounded corners.
- Dimensions : D 35 cm x L 90 cm
- Fixed by 2 metal brackets on legs, epoxy-finished to match the legs, and screwed to the underside of the tops with metal insert screws.



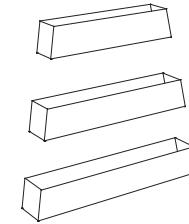
Upper storage compartments :

- Structurex® - Melamine-coated particle board, 16 mm thick, high density 650 kg/m3 (+/-5 %), 2 decorative sides counterbalanced with anti-reflection treatment.
- 2 mm thick shock-proof ABS straight edging, radiused and matching the panel finishes.
- Dimensions : D 24 x H 15 cm. 3 storage compartment dimensions : L 137,5 for L 140 cm mobile workstation, L 157,5 for L 160 cm mobile workstation, L 177,5 for L 180 cm mobile workstation.
- Internal dimensions : D 21 x H 13 x L 134 / L 154 / L 174 cm.



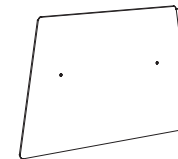
Set of 3 metal storage compartments :

- Fixing to the H 180 cm leg.
- Trapezium shape metal storage compartment, 0,2 mm thick steel sheet, delivered installed, black (RAL 9005) and white (9096) lacquered epoxy finishes, almond green (RAL 6021) and ochre (RAL 8004) textured epoxy finishes .
- Dimensions : D 12 x H 12 cm. 3 storage compartment dimensions : L 55 / L 65 / L 75 cm.
- Internal length : L 50 / L 60,5 / L 71 cm.



Magnetic whiteboard :

- Fixing to H 180 cm leg.
- Trapezium shape, 0,4 mm thick steel sheet, white lacquered epoxy finish (RAL 9016).
- Allows positioning of magnets, post it ...
- Dimensions : H 40 x L 56,5-70 cm.



Accessories hooks :

- Metal support with a Ø 12 mm x L 35 mm spacer and 1 Ø 30 mm ring.
- Set of 2.
- For fixing on legs H 105 / H 180 cm and on return screens.

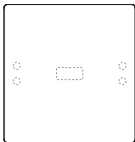


Meeting tables

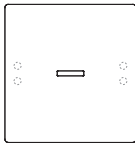
- Structurux® - Melamine-coated particle board, 25 mm thick, high density 650 kg/m³ (+/-5 %), 2 decorative sides counterbalanced with anti-reflection treatment. 4 Ø 40 mm radius rounded corners.
- 2 mm thick shock-proof ABS straight edging, radiused and matching the top finishes.
- Metal inserts for improved tear resistance and easier assembly.

Square tables :

- Dimensions : L 140 x D 143,5 cm, L 160 x D 163,5 cm / H 105 cm
- Tables available in 2 versions :

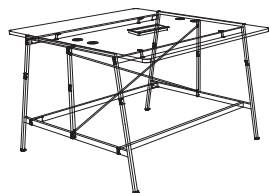
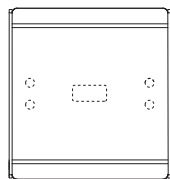


With part-drilled cable management : 4 Ø 80 mm part-drilled cable ports and 1 central part-drilled double Top Access hatch (dim. L 31,6 x D 14,8 cm). Cable ports and Top Access hatch available on option.



With electrical equipment : 4 Ø 80 mm part-drilled cable ports and 1 built-in power outlet strip, equipped with 3 power outlets + 1 USB A 5v + 1 USB C 5v + 1 cable port. 2 m power supply cable included. Connector kits available on option.

- Metal « A » arch legs, black lacquered epoxy finish (RAL 9005), connected by 2 steel structural beams, cross-section 40 x 25 mm, finish matching the legs.
- Legs designed to assemble starter and add-on modules of height 105 cm and hold accessories or options (pedestals, space dividers, accessory supports).
- H 105 cm square tables with 2 metal structural foot-rest bar in low part, cross-section 40 x 25 mm and 1 reinforcement cross to stiffen the table and the top.



Rectangular tables :

- Dimensions : L 140 / L 160 / L 180 x D 90 cm / H 105 cm
- Tables available in 2 versions :



With part drilled cable management : 2 Ø 80 mm part-drilled cable ports and 1 central part-drilled double Top Access hatch (dim. L 31,6 x D 14,8 cm). Cable ports and Top access hatch available on option.



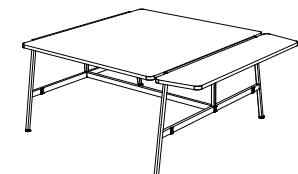
With electrical equipment : 2 Ø 80 mm part-drilled cable ports and 1 built-in power outlet strip, equipped with 3 power outlets + 1 USB A 5v + 1 USB C 5v + 1 cable port. 2 m power supply cable included. Connector kits available on option.

- Metal « A » arch legs, black lacquered epoxy finish (RAL 9005), connected by 2 steel structural beams, cross-section 40 x 25 mm, finish matching the legs.
- Legs designed to assemble starter and add-on modules of height 105 cm and hold accessories or options (pedestals, accessory supports).
- H 105 cm rectangular tables with metal structural foot-rest bar in low part, cross-section 40 x 25 mm.



Extensions L 90 / L 143,5 / L 163,5 x D 35 cm :

- Structurux® - Melamine-coated particle board, 25 mm thick, 2 mm thick shock-proof ABS straight edging. 4 Ø 40 mm radius rounded corners.
- Dimensions : D 35 cm
 - L 90 cm for rectangular tables
 - L 143,5 / L 163,5 cm for square tables
- Fixed by metal brackets on legs, epoxy-finished to match the leg finish, and screwed to the underside of the tops with metal insert screws. 2 brackets for L 90 cm and 3 brackets for L 143,5 / 163,5 cm.



Cable management

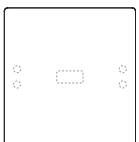
Tops :



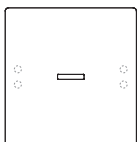
Rectangular top with part drilled cable management : 2 Ø 80 mm part-drilled cable ports and 1 central part-drilled double Top Access hatch (dim. L 31,6 x D 14,8 cm). Cable ports and Top Access hatch available on option.



Rectangular top with electrical management : 2 Ø 80 mm part-drilled cable ports and 1 built-in power outlet strip, equipped with 3 power outlets + 1 USB A 5v + 1 USB C 5v + 1 cable port. 2 m power supply cable included. Connector kits available on option.



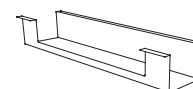
Square top with part drilled cable management : 4 Ø 80 mm part-drilled cable ports and 1 central part-drilled double Top Access hatch (dim. L 31,6 x D 14,8 cm). Cable ports and Top access hatch available on option.



Square top with electrical management : 4 Ø 80 mm part-drilled cable ports and 1 built-in power outlet strip, equipped with 3 power outlets + 1 USB A 5v + 1 USB C 5v + 1 cable port. 2 m power supply cable included. Connector kits available on option.

Universal single metal cable tray for meeting tables :

- Dimensions : D 12 x H 9 x L 60 cm - Internal height : 8 cm.
- Black lacquered epoxy finish (RAL 9005).
- Free attachment under tops using wood screws.



Vertical cable channel :

- Polyester sleeve Black - Ø 25 mm - Non fire standard.
- Zip closure.
- Dimensions L 110 or L 150 cm.



Power modules

UK Cable port power module :

- Ø 100 mm electrified cable port, equipped with 1 power outlet (220 - 250 V, 50 / 60 Hz, 16 A) and 1 USB A 5v charging socket.
- Cable port in black or white ABS plastic.
- Electrified cable ports are attached to the work tops instead of the Ø 80 mm part drilled cable ports of coworking tables.
- 2 m power supply cable.
- 65 mm clearance under desk top.



Double Top Access hatch :

- Top Access hatch in aluminium and polycarbonate with double access in black or white finish.
- Dust brush, finishes matching the top access finishes.
- Dim : L 316 x D 148 x H 120 mm
- Double Top Access hatch are attached to the meeting tops instead of the part-drilled double top Access hatch L 304,5 x D 140,5 mm.

