

ALTO Meeting

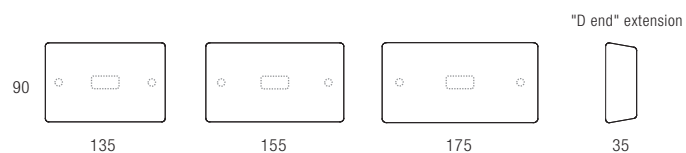
Meeting



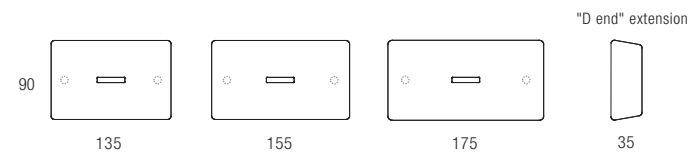


Synoptics

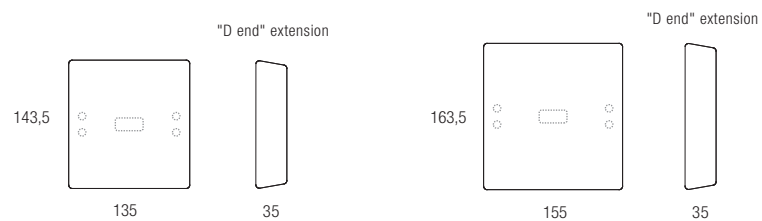
MEETING TABLES - Rectangular with 2 part drilled cable ports and 1 double opening Top Access hatch



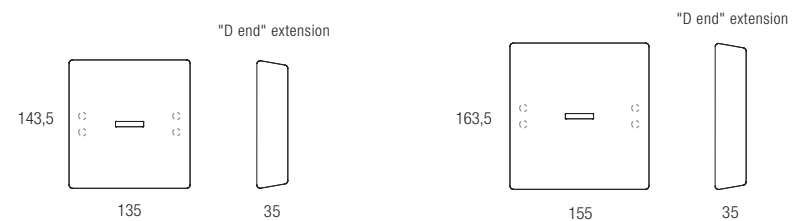
MEETING TABLES - Rectangular with 2 part drilled cable ports and 1 opening for built-in electrical socket strip



MEETING TABLES - Square with 4 part drilled cable ports and 1 double opening Top Access hatch



MEETING TABLES - Square with 4 part drilled cable ports and 1 opening for built-in electrical socket strip





CONFIGURATIONS

How to create your own configuration with add-on units ?

STARTER UNITS

Square meeting tables H 75 / 105 cm



Standard legs
H 75 cm



High legs
H 105 cm



ADD-ON UNITS



Standard leg
H 75 cm



High leg
H 105 cm



SELECTION OF CONFIGURATIONS



1 square table starter unit, legs H 75 cm
+ 1 square table add-on unit, leg H 75 cm



1 square high table starter unit, legs H 105 cm
+ 1 square table add-on unit, leg H 75 cm



1 square high table starter unit, legs H 105 cm
+ 1 square high table add-on unit, leg H 105 cm

Rectangular meeting tables H 105 cm



High legs
H 105 cm



High leg
H 105 cm



1 rectangular high table
starter unit, legs H 105 cm
+ 1 rectangular high table add-on unit, leg H 105 cm



1 rectangular high table
starter unit, legs H 105 cm
+ 1 single desk add-on unit, leg H 75 cm



1 rectangular high table
starter unit, legs H 105 cm
+ 1 single desk add-on unit, leg H 105 cm



WARRANTY
10
YEARS

Top

25 mm thick Structorex® melamine-coated tops with 4 40 mm radius rounded corners. 2 mm thick shock-proof ABS edging.

Electrification

Tops equipped with Ø 80 mm part drilled cable ports and 1 part drilled double opening Top Access hatch (version with part drilled cable management) or **with 1 built-in electrical socket strip (version with electrical equipment)**



Screw feet

Adjustable screw feet to compensate for any unevenness in the floor.

Leg

Metal « A » arch legs, square cross-section 25 x 25 mm, with a transverse bar at the bottom, cross-section 40 x 25 mm. Black lacquered epoxy finish. 2 leg heights : H 75 and H 105 cm.

Structure

Steel structural beams, cross-section 40 x 25 mm.



CHARACTERISTICS

BLACK



— Metal legs finish —

NEBRASKA



TIMBER

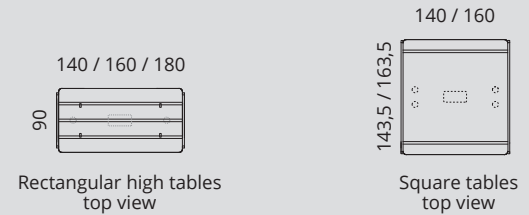


WHITE



— Tops MFC finishes —

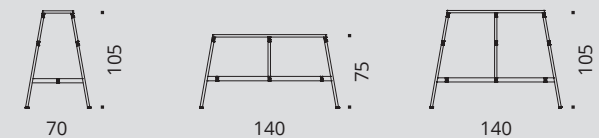
Dimensions



Tops synoptic



Legs



Meeting tables

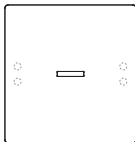
- Structurex® - Melamine-coated particle board, 25 mm thick, high density 650 kg/m³ (+/-5 %), 2 decorative sides counterbalanced with anti-reflection treatment. 4 Ø 40 mm radius rounded corners.
- 2 mm thick shock-proof ABS straight edging, radiused and matching the top finishes.
- Metal inserts for improved tear resistance and easier assembly.
- 100 % PEFC tops from sustainably managed forests.
- E1 certification in compliance with standard NF EN-717-2.
- M2 fire classification.

Square tables :

- Dimensions : L 140 x D 143,5 cm, L 160 x D 163,5 cm / H 75 cm or H 105 cm.
- Tables available in 2 versions :

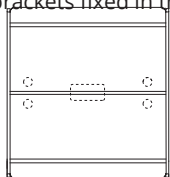


With part drilled cable management : 4 Ø 80 mm part drilled cable ports and 1 central part drilled double Top Access hatch (dim. L 31,6 x D 14,8 cm). Black standard or electrified cable ports and Top Access hatch available on option.

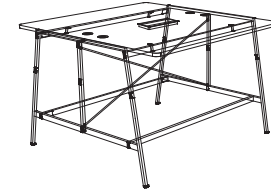
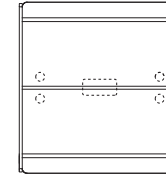


With electrical equipment : 4 Ø 80 mm part drilled cable ports and 1 built-in power outlet strip, equipped with 3 power outlets + 1 USB A 5v + 1 USB C 5v + 1 cable port. 2 m power supply cable included. Connection equipment available on option.

- Metal « A » arch legs, black lacquered epoxy finish (RAL 9005), connected by 2 steel structural beams, cross-section 40 x 25 mm, finish matching the legs.
- Legs designed to assemble starter and add-on modules of height 75 or 105 cm and hold accessories or options (pedestals, space dividers, accessory supports, «D end» extensions).
- H 75 cm square tables with 1 reinforcement beam in low part, cross-section 40 x 25 mm, and 2 reinforcement brackets fixed in the middle of the legs to strengthen the tops.



- H 105 cm square tables with 2 metal structural foot-rest bar in low part, cross-section 40 x 25 mm and 1 reinforcement cross to strengthen the table and the top.



Rectangular tables :

- Dimensions : L 140 / L 160 / L 180 x D 90 cm / H 105 cm.
- Tables available in 2 versions :




With part drilled cable management : 2 Ø 80 mm part drilled cable ports and 1 central part drilled double Top Access hatch (dim. L 31,6 x D 14,8 cm). Black standard or electrified cable ports and Top Access hatch available on option.



With electrical equipment : 2 Ø 80 mm part drilled cable ports and 1 built-in power outlet strip, equipped with 3 power outlets + 1 USB A 5v + 1 USB C 5v + 1 cable port. 2 m power supply cable included. Connection equipment available on option.

- Metal « A » arch legs, black lacquered epoxy finish (RAL 9005), connected by 2 steel structural beams, cross-section 40 x 25 mm, finish matching the legs.
- Legs designed to assemble starter and add-on modules of height 75 or 105 cm and hold accessories or options (pedestals, accessory supports, «D end» extensions).
- H 105 cm rectangular tables with 1 metal structural foot-rest bar in low part, cross-section 40 x 25 mm.





Mobile workstation

Tops :

- Structurix® - Melamine-coated particle board, 25 mm thick, high density 650 kg/m³ (+/-5 %), 2 decorative sides counterbalanced with anti-reflection treatment. 4 Ø 40 mm radius rounded corners.
- 2 mm thick shock-proof ABS straight edging, radiused and matching the top finishes.
- Metal inserts for improved tear resistance and easier assembly.
- Tops available in 2 versions :



With part-drilled cable management : 2 Ø 80 mm part-drilled cable ports and 1 central part-drilled double Top Access hatch (dim. L 31,6 x D 14,8 cm). Cable ports and Top access hatch available on option.



With electrical equipment : 2 Ø 80 mm part-drilled cable ports and 1 built-in power outlet strip, equipped with 3 power outlets + 1 USB A 5v + 1 USB C 5v + 1 cable port. 2 m power supply cable included. Connection equipment available on option.

- 100 % PEFC tops from sustainably managed forests.
- E1 certification in compliance with NF EN-717-2 standard.
- M2 fire classification.



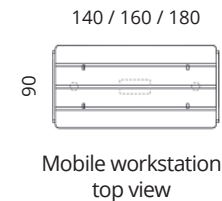
Legs :

- Metal « A » arch legs, black (RAL 9005) or white (RAL 9016) lacquered epoxy finishes, almond green (RAL 6021) and ochre (RAL8004) textured epoxy finishes.
- Welded steel tube, square cross-section 25 x 25 mm, with a transverse bar in the bottom.
- 105 or 75 cm high worktops.
- H 180 cm legs equipped with 4 lockable castors of 75 mm.
- Legs designed to hold accessories or options (set of 3 storage compartments, whiteboard, accessories hooks, melamine upper tray), D end extensions.



Structure :

- 4 Structural metal beams, cross-section 40 x 25 mm, with 1 cutout (L 70 x H 40 mm) at each end to screw the beams to the legs and provide perfect stability
- Structural foot-rest beam with a low level cross bar.
- Height under top : +/- 72,5 or 102,5 cm.
- Lacquered epoxy finish matching the legs.



Mobile workstation
top view



[Options]

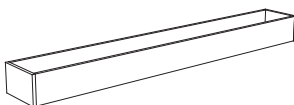
• **D end extensions L 90 x D 35 cm :**

- Structurex® - Melamine-coated particle board, 25 mm thick, 2 mm thick shock-proof ABS straight edging. 4 Ø 40 mm radius rounded corners.
- Dimensions : D 35 cm x L 90 cm
- Fixed by 2 metal brackets on legs, epoxy-finished to match the legs, and screwed to the underside of the tops with metal insert screws.



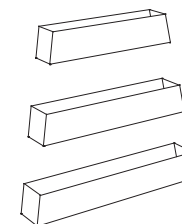
Upper storage compartments :

- Structurex® - Melamine-coated particle board, 16 mm thick, high density 650 kg/m³ (+/-5 %), 2 decorative sides counterbalanced with anti-reflection treatment.
- 2 mm thick shock-proof ABS straight edging, radiused and matching the panel finishes.
- Dimensions : D 24 x H 15 cm. 3 storage compartment dimensions : L 137,5 for L 140 cm mobile workstation, L 157,5 for L 160 cm mobile workstation, L 177,5 for L 180 cm mobile workstation.
- Internal dimensions : D 21 x H 13 x L 134 / L 154 / L 174 cm.



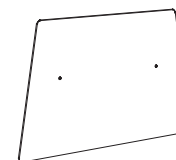
Set of 3 metal storage compartments :

- Fixing to the H 180 cm leg.
- Trapezium shape metal storage compartment, 0,2 mm thick steel sheet, delivered installed, black (RAL 9005) and white (9096) lacquered epoxy finishes, almond green (RAL 6021) and ochre (RAL 8004) textured epoxy finishes .
- Dimensions : D 12 x H 12 cm. 3 storage compartment dimensions : L 55 / L 65 / L 75 cm.
- Internal length : L 50 / L 60,5 / L 71 cm.



Magnetic whiteboard :

- Fixing to H 180 cm leg.
- Trapezium shape, 0,4 mm thick steel sheet, white lacquered epoxy finish (RAL 9016).
- Allows positioning of magnets, post it ...
- Dimensions : H 40 x L 56,5-70 cm.



Accessories hooks :

- Metal support with a Ø 12 mm x L 35 mm spacer and 1 Ø 30 mm ring.
- Set of 2.
- For fixing on legs H 105 / H 180 cm and on return screens.

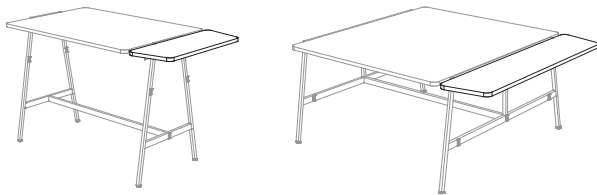




[Options]

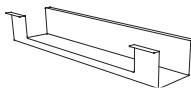
«D end» extensions L 90 / L 143,5 / L 163,5 x D 35 cm :

- Structurex® - Melamine-coated particle board, 25 mm thick, 2 mm thick shock-proof ABS straight edging. 4 Ø 40 mm radius rounded corners.
- Dimensions : D 35 cm
 - L 90 cm for rectangular tables
 - L 143,5 / L 163,5 cm for square tables
- Fixed by metal brackets on leg, lacquered epoxy finish to match the leg finish, and screwed to the underside of the tops with metal insert screws. 2 brackets for L 90 cm and 3 brackets for L 143,5 / 163,5 cm.



Universal single metal cable tray for meeting tables :

- Dimensions : D 12 x H 9 x L 60 cm – Internal height : 8 cm.
- Black epoxy finish (RAL 9005).
- Free attachment under tops using wood screws.



Spine cable channel :

- Articulated PVC universal spine cable channel.
- Allows fluids to flow from desk top to ground.
- Material : black PVC plastic.
- Dimensions : L 80 cm.
- Affixed under the cable port by wood screws for H 75 cm meeting tables.



Verticale cable channel :

- Polyester sleeve Black - Ø 25 mm - Non fire standard.
- Zip closure.
- Dimensions L 110 or L 150 cm for H 105 cm meeting tables.



Power modules

UK Cable port power module :

- Ø 100 mm electrified cable port, equipped with 1 power outlet (220 - 250 V, 50 / 60 Hz, 16 A) and 1 USB A 5v charging socket.
- Cable port in black ABS plastic.
- Electrified cable ports are attached to the work tops instead of the Ø 80 mm part drilled cable ports of meeting tables.
- 2 m power supply cable.
- 65 mm clearance under desk top.





- **Double opening Top Access hatch :**

- Top Access hatch in aluminium and polycarbonate with double access in black finish.
- Dust brush, black finish.
- Dim : L 316 x D 148 x H 120 mm.
- Double Top Access hatch are attached to the meeting tops instead of the part drilled double Top Access hatch L 304,5 x D 140,5 mm.



- **Accessories hooks :**

- Metal support with a Ø 12 mm x L 35 mm spacer and 1 Ø 30 mm ring.
- Set of 2.
- For fixing on legs H 75 / H 105 cm and on return screens.



- **Duo bench :**

- Dimensions : D 45 / H 113 / L 143,5 cm - Seat D 42,5 x H seat 41 cm.
- For multi-workstations and meeting tables D 143,5 / D 163,5 cm.
- Seat H 6 cm with round corners composed of :
 - 1 melamine-coated panel 25 mm thick black finish.
 - 1 seat cushion L 143,5 x D 40 cm composed of 1 melamine-coated panel 16 mm thick covered with high resilience foam density 40 kg/m3, 45 mm thick and upholstered with Step Melange fabric, 100% Trevira CS M1 fire resistance, Oeko-Tex certified. Fixed with Velcro strips.
- 2 black metal support legs, black epoxy finish (RAL 9005), cross-section 25 x 25 mm, supplied with kits for attachment to the desk legs.
- Backrest with rounded corners L 143 x H 72 cm, 25 mm thick, composed of 1 melamine panel 19 mm thick with rounded corners (30 mm radius), covered with sound-absorbing foam and Step Melange fabric, 100% Trevira CS fire resistance M1, Oeko – Tex certified. Attached to the H 75 and H 105 cm legs by metal insert screw fitted with a Ø 30 mm ring for a upholstery effect. Black finish.

