

ALTO Storage

Storage



WARRANTY
10
YEARS

Structure

Storage made of Structurex® melamine-coated panels, 16 mm thick for structure, doors, shelves and 25 mm thick for top and bottom. 2 mm thick shock-proof ABS edging.

Hinged doors

Hinged doors equipped with 100° opening metal hinges with a soft close system. Black metal design handle.

Shelves

Shelves made of 16 mm thick Structurex® melamine-coated panels, adjustable in steps of 32 mm.

Legs

Storage available on 4 metal legs or on 5 screw feet.

Hinged doors

H 75 cm credenza with push-latch system for easy opening of the doors.

CHARACTERISTICS

BLACK



Structure plain finish

NEBRASKA



TIMBER

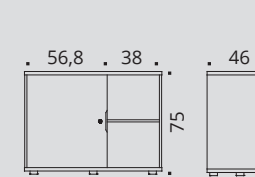


WHITE

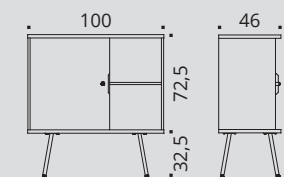


Top / bottom, doors and shelves
MFC finishes

H 75 / H 105 cm storage with hinged door

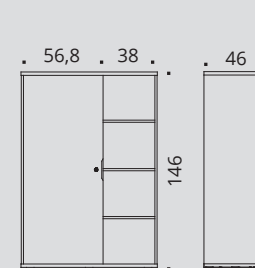


Screw feet

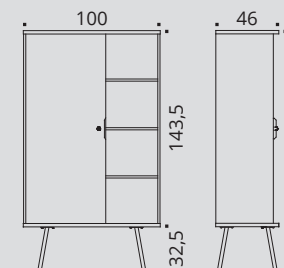


Metal legs

H 146 / 176 cm storage with hinged door

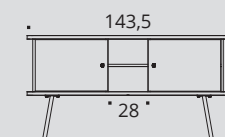


Screw feet

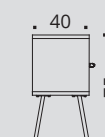


Metal legs

H 75 cm credenza with 2 hinged doors

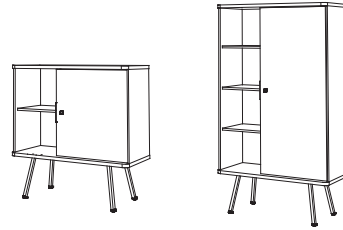


Metal legs





- 100 % PEFC tops from sustainably managed forests.
- E1 certification in compliance with standard NF EN-717-2.
- M2 fire classification.



Storage L 100 cm - 1 Hinged door + compartments

Mélamine Structure

- Structure, doors and shelves made of 16 mm thick, top and bottom made of 25 mm thick Structurex® - Melamine-coated particle board, high density 650 kg/m³ (+/-5 %), 2 decorative sides counterbalanced with anti-reflection treatment. Ø 40 mm radius rounded corners.
- 2 mm thick shock-proof ABS straight edging, radiused and matching the panels finish.
- Dimensions : L 100 x D 46 x H 75 / 105 / 146 / 176 cm
- Available on :
 - 5 screw feet (H 23 mm, Ø 55 mm) for storage L 100 x H 75 / H 146 cm, adjustable from the inside to compensate for unevenness in the floor or to achieve a perfect alignment between several unit
 - 4 metal support legs, H 32,5 cm, black finish (RAL 9005), cross-section 25 x 25 mm for storage units L 100 x H 105 / 176 cm and L 143,5 x H 75 cm. Adjustment by feet Ø 25 mm and stroke 15 mm to compensate for any unevenness in the floor.

Melamine shelves

- Shelves made of 16 mm thick melamine-coated particle panels, adjustable in steps of 32 mm on 5 positions.
- Tool-free shelf installation thanks to part drilled storage sides.
- Maximum shelf load 15 kg.

Internal dimensions of storage shelves L 100 cm :

- Hinged door : D 36,5 cm x L 56,8 cm
- Compartment : D 36,5 x L 38 cm

H 75 / 105 cm storages equipped with 1 shelf/2 levels of storage.

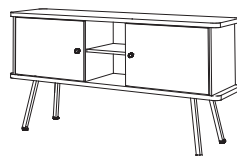
H 145 / 175 cm storages equipped with 3 shelves/4 levels of storage.

Melamine hinged door

- Structurex® - Melamine-coated particle board, 16 mm thick, high density 650 kg/m³ (+/-5 %), 2 decorative sides counterbalanced with anti-reflection treatment.
- 2 mm thick shock-proof ABS straight edging, radiused and matching the doors finish.
- Metal handle, black epoxy finish.
- Hinged doors have a 3-point locking system. The lock comes with an interchangeable cylinder and is supplied with two keys, one fold.
- Hinged doors equipped with metal hinges with closing damper.



Storage L 143,5 cm - 2 hinged doors + central compartment



Melamine structure

- Structure, doors and shelves made of 16 mm thick, top and bottom made of 25 mm thick Structorex® - Melamine-coated particle board, high density 650 kg/m³ (+/-5 %), 2 decorative sides counterbalanced with anti-reflection treatment. 4 Ø 40 mm radius rounded corners.
- 2 mm thick shock-proof ABS straight edging, radiused and matching the panels finish.
- Dimensions : L 143,5 x D 40 x H 75 cm.
- 4 metal support legs, H 32,5 cm, black finish (RAL 9005), cross-section 25 x 25 mm. Adjustment by feet Ø 25 mm and stroke 15 mm to compensate for any unevenness in the floor.

Melamine shelves

- Shelves made of 16 mm thick melamine-coated particle panels, adjustable in steps of 32 mm on 5 positions.
- Tool-free shelf installation thanks to part drilled storage sides.
- Maximum shelf load 15 kg.

Internal dimensions of storage shelves L 100 cm :

- Hinged door : D 34,5 cm x L 50,5 cm
- Compartment : D 38 x H 37,5 x L 28 cm

Melamine hinged doors

- Structorex® - Melamine-coated particle board, 16 mm thick, high density 650 kg/m³ (+/-5 %), 2 decorative sides counterbalanced with anti-reflection treatment.
- 2 mm thick shock-proof ABS straight edging, radiused and matching the doors finish.
- Push-latch system to open the hinged doors.
- 1-point locking system with interchangeable barrel and 2 keys, one fold.
- Hinged doors equipped with metal hinges with closing dampers.



