

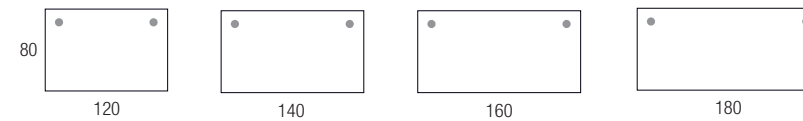
ENVOL One

Ergonomic desks

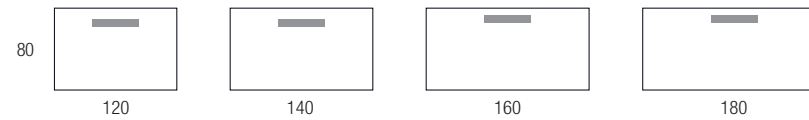


Synoptic

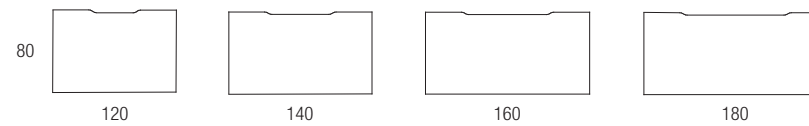
STRAIGHT DESKS - with cable ports



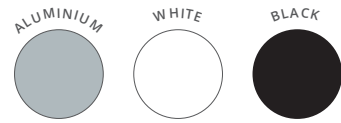
STRAIGHT DESKS - with single opening Top Access hatch



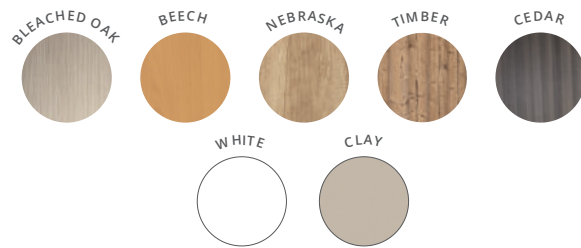
STRAIGHT DESKS - with scalloped edge




CHARACTERISTICS




Metal legs finishes



Tops MFC finishes



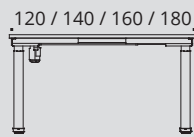
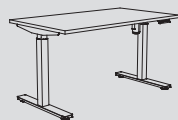
Tops with cable ports
(D 80 cm)



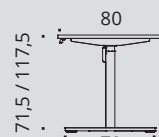
Tops with scalloped edge
(D 80 cm)



Tops with Top Access hatch
(D 80 cm)



Front view



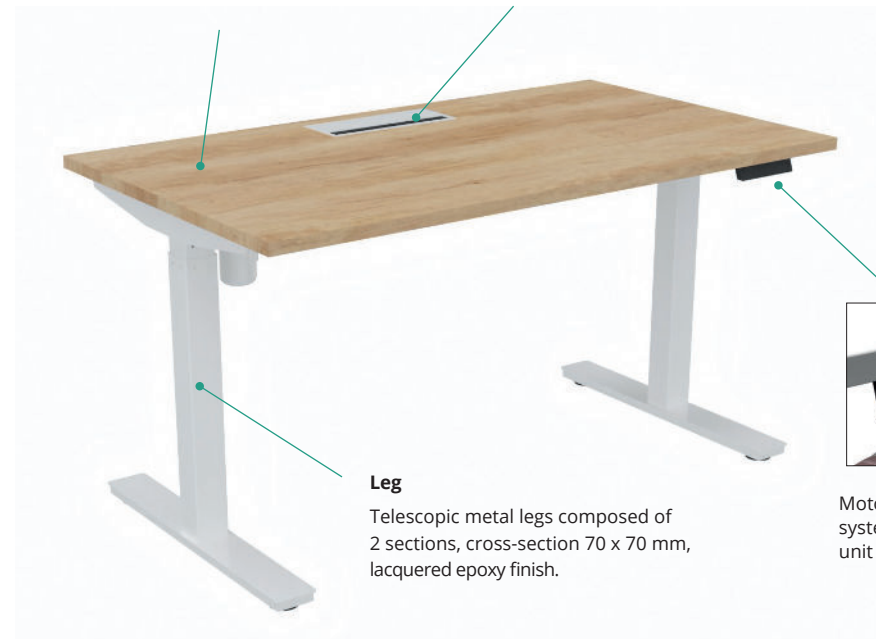
Side view

Top

25 mm thick Structurex® melamine-coated desk tops, protected by 2 mm thick. Height-adjustable from H 71,5 to H 117,5 cm.

Electrification

Rectangular top fitted with 2 Ø 80 mm cable ports, **a single Top Access hatch** or a 2 cm deep scallop, depending on version.



Leg

Telescopic metal legs composed of 2 sections, cross-section 70 x 70 mm, lacquered epoxy finish.



Motorised height-adjustment system, with up & down control unit and 4 programmable positions.

Furniture in compliance with standards NF EN 527-1/-2/-3, NF EN 14074, NFD 62042, ISO 9241-5, XPD 60050 - M2 fire classification - 5-year warranty.



Tops

- Structurex® - Melamine-coated particle board, 25 mm thick, high density 650 kg/m³ (+/-5 %), 2 decorative sides counterbalanced with anti-reflection treatment.
- 2 mm thick shock-proof ABS straight edging, radiused and matching the top finishes.
- Metal inserts for improved tear resistance and easier assembly.
- **3 cable management versions :**



Cable ports : Tops D 80 cm fitted with cable ports (Ø 80 mm) finishes matching the leg finishes.



Top Access : Tops D 80 cm fitted with single opening Top Access hatch (internal dimensions L 309 x D 116 mm), centred and positioned 50 mm from the outer edge of the top. Aluminium, black or white finishes matching the leg finishes. Optional cable trays.

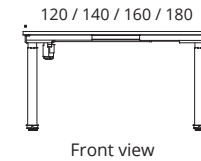


Scalloped edge : Tops D 70 / D 80 cm with groove (internal lengths : L 50 cm for L 120 cm tops, L 70 cm for L 140 cm tops, L 90 cm for L 160 cm tops, L 110 cm for L 180 cm tops / D 20 mm).

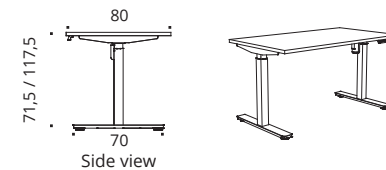
- 100 % PEFC tops from sustainably managed forests.
- E1 certification in compliance with standard NF EN-717-2.
- M2 fire classification.

Legs

Telescopic metal structures with electrically height-adjustable legs composed of 2 sections, square cross-section 70 x 70 mm, lacquered epoxy finish.



- Electrically height-adjustable tops from H 71,5 to H 117,5.



- Motorised height adjustment system (**1 motor**), with up & down control unit and 4 programmable positions.
- Displacement speed 25 mm/s. Sound level 50 dB.
- Maximum load 80 kg per top.
- Adjustable screw feet to compensate for unevenness in the floor.
- 110 -230 V power supply unit, 2 m power supply cable.
- Finishes available : aluminium (RAL 9006) – white (RAL 9010) – black (RAL 9005).
- Adjustable screw feet (Ø 58 mm), stroke 10 mm, mounted on metal thread.



Cable management

• Tops :



Cable ports : Tops D 80 cm fitted with cable ports (Ø 80 mm) finishes matching the leg finishes.



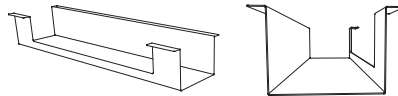
Top Access : Tops D 80 cm fitted with single opening Top Access hatch (internal dimensions L 309 x D 116 mm), centred and positioned 50 mm from the outer edge of the top. Aluminium, black or white finishes matching the leg finishes. Optional cable trays.



Scalloped edge : Tops D 70 / D 80 cm with groove (internal lengths : L 50 cm for L 120 cm tops, L 70 cm for L 140 cm tops, L 90 cm for L 160 cm tops, L 110 cm for L 180 cm tops / D 20 mm).

• Universal cable tray :

- Optional sheet steel metal cable tray.
- For single desks (**compatible with the optional fabric acoustic screen panel**).
- Attachment by wood screws under the top.
- Cable tray D 120 x H 90 x L 600 mm (under the top). Internal height : 80 mm.
- Aluminum, white or black finishes.



• Extendable spine cable channel :

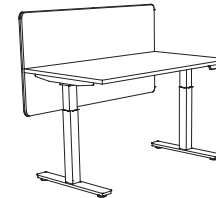
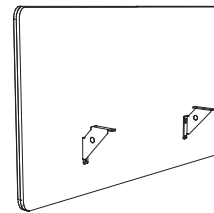
- White or black ABS extendable spine cable channel.
- Dimensions : Ø 9 cm / Extendable height adapted to the desk, with up to 1,5 m.
- To be fixed by wood screws under top.
- Weighted base to remain on the ground when adjusting the desk.



[Options]

• Fabric acoustic screen panels :

- The fabric screens comprise 1 x 19 mm thick Structurex® melamine coated panels with rounded corners (radius 30 mm) covered with foam sound-absorbing melamine, 25 mm thick.
- Screens covered in Step Melange fabric, 100% Trevira CS, M1 fire resistance panel, certified Oeko-Tex.
- 4 sizes of fabric front dividers : L 120 / L 140 / L 160 / L 180 cm x H 70 cm.
- Metal fixing clamps available in aluminium finish.



Screen panel – single desk