

Meeting





Electrification

2 round part-drilled cable ports and 1 rectangular part drilled cable port in the centre for mini Top Access hatch under the tops.

Top

25 mm thick Structorex® melamine-coated top. 2 mm thick shock-proof ABS edging.

Connectors

4 black connectors included per table.

Handles

Locking / unlocking handles located under the tops.

Leg

Metal structure composed of 2 legs (1 column of rectangular cross-section 70 x 30 mm and steel plate base 45 x 5 mm) and Ø 75 mm lockable castors.



CHARACTERISTICS

ALUMINIUM



WHITE



BLACK



— Metal legs finishes —

BLEACHED OAK



NEBRASKA



TIMBER



CEDAR



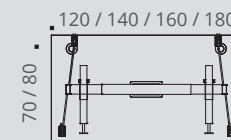
WHITE



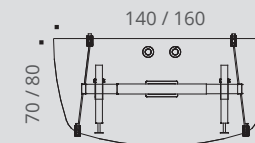
CLAY



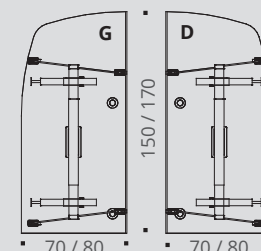
— Tops and modesty panels MFC finishes —



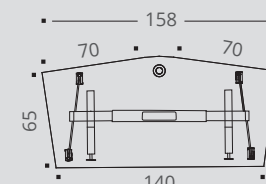
Straight table
bottom view



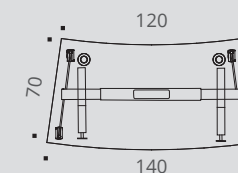
Half-moon table
bottom view



Integrated left / right corner table
bottom view



Trapezium end table
bottom view



Curved intermediate table
bottom view

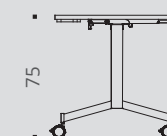


Table - side view



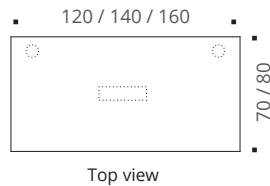
Handles
locking / unlocking
the tops



Optional mini
Top Access hatch

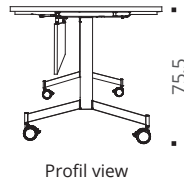
Top

- Structorex® Melamine-coated particle board, 25 mm thick, high density 650 kg/m3 (+/-5 %), 2 decorative sides counterbalanced with anti-reflection treatment.
- 2 mm thick shock-proof ABS edging, radiused and matching the top finishes.
- Tops equipped with 2 round Ø 80 mm part-drilled cable ports, 1 central rectangular part-drilled mini Top Access hatch (Dim. L 24 x D 12 cm) under the tops and 2 vertical supports protecting the cables from crushing when the top is in the horizontal position. Cable port power module and Top Access hatch available on option.
- Metal inserts for improved tear resistance and easier assembly.
- 100 % PEFC tops from sustainably managed forests.
- E1 certification in compliance with standard NF EN-717-2.
- M2 fire classification.



Leg

- Metal supporting structure composed of 2 legs (1 column of rectangular cross-section 70 x 30 mm and 2 steel plate base 45 x 5 mm).
- Dimensions : D 10,5 x L 58,5 (D 70 cm) or L 68,5 (D 80 cm) x H 72,5 cm (castors included)
- Assembly connected by a central extendable steel beam for perfect stability, lacquered epoxy finish.
- Leg equipped with 4 castors of 75 mm with brakes, black finish.
- Lacquered epoxy finishes available : aluminium grey (RAL 9006) - white (RAL 9016) - black (RAL 9005).



Tilting system

- Extremely easy to tilt using the locking / unlocking handle.
- The tilting system with pivoting axes is welded to the beam and screwed under the top.
- The vertical and horizontal positions are secured by a locking system which is unlocked by using the handles.
- Storage of the tables by nesting the legs together in order to save place : 19,5 cm per extra table in depth in addition to the size of the first folded table (D 60 / D 70 cm).

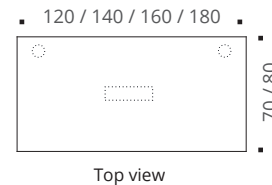
Connection kit

- Kit of 4 black connectors per table included to join tables together perfectly.
- Fixed with wood screws in part-drilled holes.



Electrification

Tops



Tops D 70 / D 80 cm equipped with 2 round Ø 80 mm part-drilled cable ports, 1 central rectangular part-drilled mini Top Access hatch (Dim. L 24 x D 12 cm) under the tops. Cable port power module and Top Access hatch available on option.

Structure

- Horizontal cable management as standard option inside the structural beam.

[Options]

Cable port covers

- To fit into D 80 mm cable port of tops.
- Available in aluminium, black or white finishes.
- Set of 2 cable port covers.



Top access

- To be fitted into the tops (part-drilled Top Access hatch L 24 x D 12 cm), allows for central cables management.
- Available in aluminium, black or white finishes.



Structurex® Modesty panel

- Structurex® Melamine-coated particle board, 16 mm thick, high density 650 kg/m3 (+/-5 %), 2 decorative sides counterbalanced with anti-reflection treatment.
- 2 mm thick shock-proof ABS edging, radiused and matching the modesty panel finishes.
- Available with aluminium, white or black brackets, matching the legs finishes.
- Dimensions : L 98,5 cm for L 120 cm tables, L 118,5 cm for L 140 cm tables, L 138,5 cm for L 160 cm tables and L 158,5 cm for L 180 cm tables x H 28 cm true / H 35 cm desk-mounted.

