

www.planscape.co.uk



FIFTY-FIFTY

The **Fifty-Fifty** reception counters combine a work surface and a reception top.

Used individually or associated with other units to create a reception assembly, they adapt to the required specifications. **Fifty-Fifty** associates different wood finishes : from front to work surface, from side panels to reception shelf. Easy to install and use, **Fifty-Fifty** creates a friendly atmosphere for employees and visitors alike.



Reception counter with right hand DDA
Black - Nebraska



2 reception counters with right and left hand DDA
White - Bleached Oak



FIFTY-FIFTY 



Reception counter with right hand DDA
Bleached Oak - White

**2 infill panel positions
to free up worktop space**



Infill panel mounted
without spacer



Infill panel mounted
with spacer



FIFTY-FIFTY

WARRANTY
10
YEARS

Top

25 mm thick Structutex® melamine-coated panels. 2 mm thick shock-proof ABS edging.

Side

25 mm thick Structutex® melamine-coated panels. 2 mm thick shock-proof ABS edging.

Leg

25 mm thick Structutex® melamine-coated panels. Leg and top are of the same finish.

DDA⁽¹⁾

Front panel

25 mm thick Structutex® melamine-coated panels.

Examples of decor variations



1 White leg, top and infill panel



2 Leg, top and infill panel wood MFC finish



3 One-tone finish

2 infill panel positions to free up worktop space




Infill panel mounted without spacer



Infill panel mounted with spacer

TECHNICAL DESCRIPTION

- 25 mm thick Structutex® melamine-coated panels. 2 mm thick shock-proof ABS edging.
- Facing made of 38 mm thick Nitech® honeycomb melamine-coated panel, assembled with 45° mitre cut serving as reception shelf for visitors.
- 2 infill panel positions : infill panel available with spacers (choice during assembly) to free up the workspace and allow the positioning of computer screens over 20 inches.
- Cutouts on the worktop and the front to feed cables from the worktop down to the floor.
- Finishing pads.



Cable management



Download the data sheet



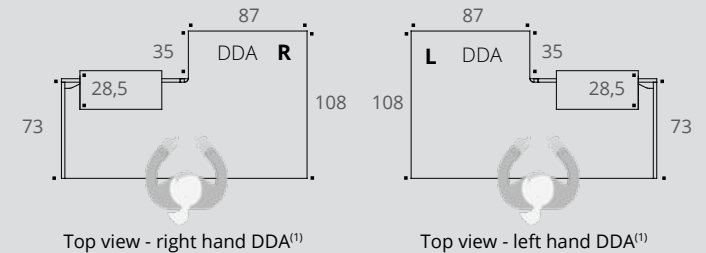
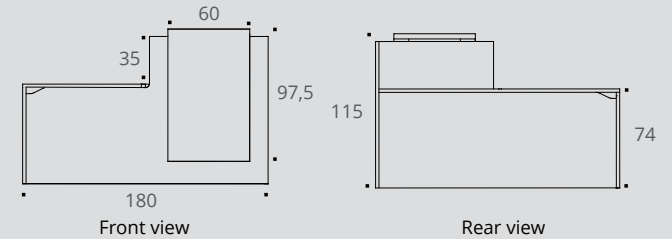
CHARACTERISTICS



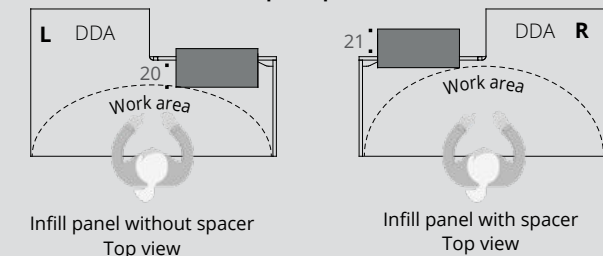
Front panel and side MFC finishes



Leg, top and infill panel MFC finishes



2 infill panel positions



(1) DDA = Disability Discrimination Act



Front panel and side MFC finishes



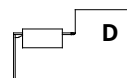
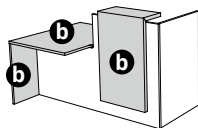
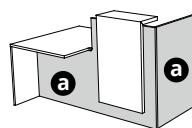
Leg, top and infill panel MFC finishes



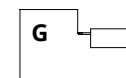
FIFTY-FIFTY



COUNTERS



RIGHT HAND DDA⁽¹⁾



LEFT HAND DDA⁽¹⁾

				RIGHT HAND DDA ⁽¹⁾		LEFT HAND DDA ⁽¹⁾	
		a Front panel + side finishes	b Leg + top + infill panel finishes		Ref. Finish		Ref. Finish
Reception counter D 108 / H 115 / L 180 cm 	1	Bleached Oak Nebraska Timber	White		DU76NS DU76FS DU76MS		DU77NS DU77FS DU77MS
	2	White	Bleached Oak Nebraska Timber		DU76SN DU76SF DU76SM		DU77SN DU77SF DU77SM
	2	Black	Bleached Oak Nebraska Timber White		DU76GN DU76GF DU76GM DU76GS		DU77GN DU77GF DU77GM DU77GS
	3	One-tone			DU763 +		DU773 +

(1) DDA = Disability Discrimination Act

How to order ? L 180 reception counter, one-tone, right hand DDA, **Bleached Oak** MFC finish = DU763 +