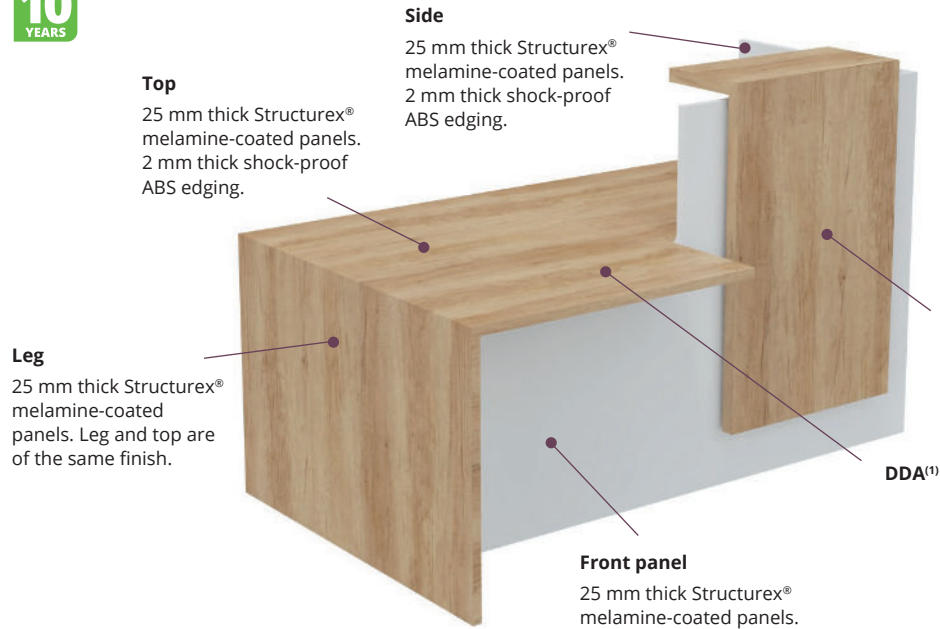


FIFTY-FIFTY

Reception






Examples of decor variations



2 infill panel positions to free up worktop space



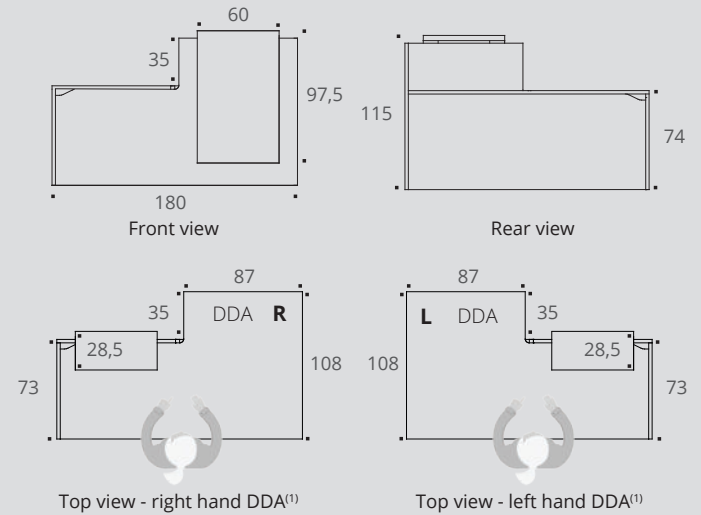
CHARACTERISTICS



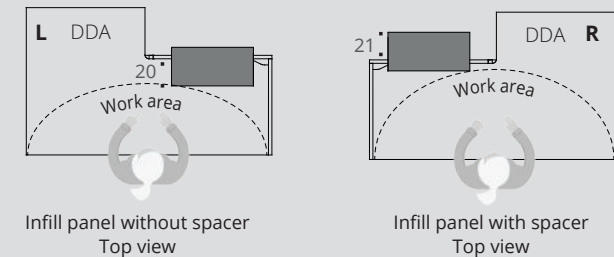
Front panel and side MFC finishes



Leg, top and infill panel MFC finishes



2 infill panel positions



(1) DDA = Disability Discrimination Act



Counters

- Structurex® Melamine-coated particle board, 25 mm thick, high density 650 kg/m³ (+/-5 %), 2 decorative sides counterbalanced with anti-reflection treatment.
- 2 mm thick shock-proof ABS edging, radiused and matching the top finishes.
- Equipped with black anti-skid pads L 3,5 cm / D 1,8 cm.
- This reception counter exists in right hand DDA⁽¹⁾ or left hand DDA⁽¹⁾ version.
- Dimensions : L 180 cm x H 74 to 115 cm x D 73 to 108 cm.
- Facing made of 38 mm thick Nitech® honeycomb melamine-coated panel, assembled with 45° mitre cut and acting as reception shelf for visitors.
- 2 infill panel positions : infill panel available with spacers (choice during assembly) to free up the workspace and allow the positioning of computer screens over 20 inches.
- Fifty-Fifty reception counter features a cutouts on the worktop (D 4,5 cm x L 13 cm) and the front to feed cables from the worktop down to the floor.
- 100 % PEFC tops from sustainably managed forests.
- E1 certification in compliance with NF EN-717-2 standard.
- M2 fire classification.



Reception counter
with right hand DDA⁽¹⁾



Reception counter
with left hand DDA⁽¹⁾

(1) DDA = Disability Discrimination Act.

