

Meeting





Top

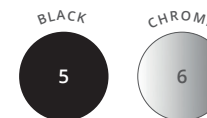
25 mm thick Structorex® melamine-coated tops with rounded corners for optimum comfort. 2 mm thick shock-proof ABS edging.



Leg

The legs are equipped with adjustable screw feet giving up to 10 mm of adjustment.

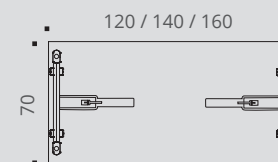
CHARACTERISTICS



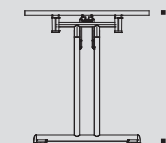
— Metal legs finishes —



— Tops MFC finishes —



Bottom view



Side view





Top



- Structurex® Melamine-coated particle board, 25 mm thick, high density 650 kg/m3 (+/-5 %), 2 decorative sides counterbalanced with anti-reflection treatment. Straight corners.
- 2 mm thick shock-proof ABS edging, radiused and matching the top finishes.
- Metal inserts for improved tear resistance and easier assembly.
- 70 cm deep to take up minimum space.
- 100 % PEFC tops from sustainably managed forests.
- E1 certification in compliance with NF EN-717-2 standard.
- M2 fire classification.

Leg

- Dimensions : D 4 x L 60 x H 72,5 cm (including screw feet).
- «I» shaped metal leg composed of 2 tubes Ø 30 mm welded on the tube Ø 35 mm base, black (RAL 9005) and chrome-plated finish.
- The legs are equipped with adjustable screw feet, of diameter 25 mm and range 10 mm to compensate for unevenness in the floor.

Folding mechanism

- The folding mechanism of the legs was selected for easy handling and its secure locking system in open and closed positions.
- The bases are easy to manoeuvre.
- In folded position, the table is only 12 cm thick.
- Plastic buffers to protect the table tops in folded position.



Handles to unlock the legs
under the tops

