

www.planscape.co.uk

Flare Storage Unit

LOW LEVEL STORAGE SOLUTIONS

Features:

500mm and 600mm deep storage units.
2/3/4 Hinged door storage unit options.
Lockable, including keys.
All units supplied with 1 piece 25mm top and bottom panels.
Alternative handles available.
Additional shelves available.
Mini Bar Fridge cutouts available on 600mm deep units.

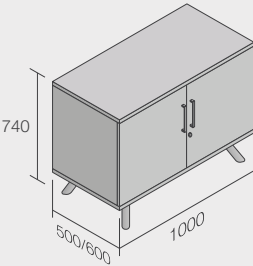








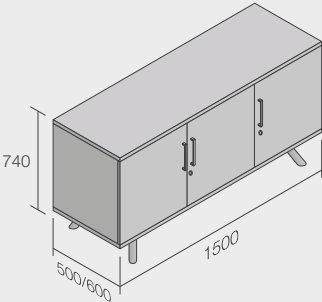
Specifications.



Flare 2 Door Storage Unit.

2 Doors, lockable with 2 x keys.
1 x Adjustable Shelf.
1000w x 500d/600d x 740h

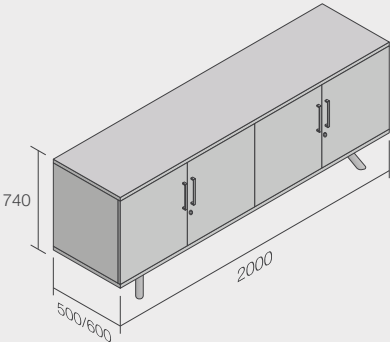
- FLA7/5/D2 - 2 Doors - 1 x Adjustable Shelf - 1000w x 500d x 740h
- FLA7/6/D2 - 2 Doors - 1 x Adjustable Shelf - 1000w x 600d x 740h *



Flare 3 Door Storage Unit.

3 Doors, lockable with 4 x keys.
2 x Adjustable Shelves.
1500w x 500d/600d x 740h

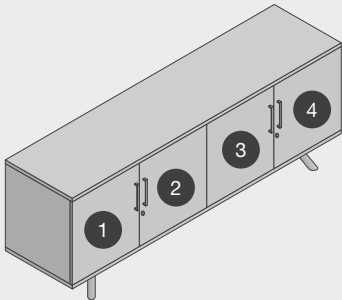
- FLA7/5/D3 - 3 Doors - 2 x Adjustable Shelves - 1500w x 500d x 740h
- FLA7/6/D3 - 3 Doors - 2 x Adjustable Shelves - 1500w x 600d x 740h *



Flare 4 Door Storage Unit.

4 Doors, lockable with 4 x keys.
2 x Adjustable Shelves.
2000w x 500d/600d x 740h

- FLA7/5/D4 - 4 Doors - 2 x Adjustable Shelves - 2000w x 500d x 740h
- FLA7/6/D4 - 4 Doors - 2 x Adjustable Shelves - 2000w x 600d x 740h *



Cut-Out for Fridge

- Applies a cut-out to the chosen back section of the 600d unit only and extra panels are added to divide the remaining internal space.
- To apply a fridge cut-out to the 600d Boardroom Storage Unit, suffix /FDG to your chosen unit and refer to the '1234' guide (left).
- Section numbers always start from left-hand section.

- .../FDG1 - Cut-Out in Section 1
- .../FDG2 - Cut-Out in Section 2
- .../FDG3 - Cut-Out in Section 3
- .../FDG4 - Cut-Out in Section 4

* Cutouts available on 600mm deep units for:

NDS600 - Elite Mini Bar Fridge

Features:

- White.
- 43 litre cooling capacity.
- Ice cube compartment.
- Drip tray.
- Adjustable shelf.
- Bottle rack.
- Energy rating of "A+".
- Noise level of 41 db (A).
- Manual defrost.
- 1 Year manufacturers warranty.



Environmental.



We are proud to be FSC® certified.

Forest Stewardship Council (FSC)

FSC® is a global, not-for-profit organization dedicated to the promotion of responsible forest management worldwide.

FSC® defines standards based on agreed principles for responsible forest stewardship that are supported by environmental, social, and economic stakeholders.

FSC® helps take care of forests for future generations.

FSC® helps take care of forests and the people and wildlife that call them home.

By choosing these products, you help take care of the world's forests. Learn more: www.fsc.org.



Our Plastic Awareness Policy.

We adhere to our Circular Economy business model that aims to deliver 100% recyclability.

The use of recycled plastic in place of virgin resin typically results in reduced energy consumption, lower cost, and reduced environmental impact.

Our Flare Storage Unit products permits all plastic components to be recycled through curbside programs. The following illustrates what type of plastic is used and its recyclable properties.

WHAT WE USE	RESIN TYPE	RESIN ID CODE
MDF Panel Edging. Height Adjustable Feet.	Acrylonitrile Butadiene Styrene. Polypropylene.	(ABS) 9 (PP) 5
Packaging Materials:		
Packaging Cling Film.	Low Density Polythene.	(LDPE) 4



Low Density Polyethylene (LDPE)
LDPE is not often recycled through curbside programs, but some communities will accept it.



Polypropylene (PP)
Can be recycled through some curbside programs.



Acrylonitrile-Butadiene-Styrene (ABS)
ABS is recycled by first shredding used plastics to produce shredded plastics. After this step, metals and undesirable plastics are separated from the shredded plastics to produce separated plastics.

Handle Suites.

Handle metalwork colours are available as follows:

Standard Colours: Silver RAL 9006 (Standard), Black Graphite RAL 9004 and White RAL 9003.
Premium Colours: Praline, Olive Green, Atlantic Blue, Sapphire Blue, Mustard Yellow, Terracotta and Conker Brown (Contact sales for pricing).



Standard Metal Handle.

Supplied as standard.
160mm centres.
166mm wide x 10mm deep x 25mm high.
Code: STD



Metal Flush Handle.

160mm centres.
200mm wide x 13mm deep x 19mm high.
Code: FLU



Metal T-Bar Handle.

128mm centres.
168mm wide x 10mm deep x 34mm high.
Not retrofittable.
Code: BAR



Metal Slab Handle.

128mm centres.
188mm wide x 10mm deep x 30mm high.
Not retrofittable.
Code: SLB



Metal Bridge Handle.

128mm centres.
140mm wide x 10mm deep x 25mm high.
Not retrofittable.
Code: BRG



Metal Camber Handle.

128mm centres.
155mm wide x 5mm deep x 25mm high.
Not retrofittable.
Code: CAM




Metal Bow Handle.

128mm centres.
160mm wide x 8mm deep x 26mm high.
Not retrofittable.
Code: BOW


MFC and Nanotech Finishes.

Dual Board MFC Finishes.


The 9 finishes below are our standard MFC finishes.




Ash




Autumn Cherry




Chester Oak




English Walnut




Grey




Grey Nebraska Oak



Laurentii Wenge




Natural Nebraska Oak



White

Nanotech Finishes.




Black Matt MDF


Nanotech.

Contact Customer Services for specification and lead time.

Veneer Finishes.



Oak



Walnut

Optional MFC Finishes

The 7 finishes below are non-standard 18mm MFC finishes that can be specified on doors. Matching edging tape. Subject to a 2 week lead time.



Praline



Olive Green



Atlantic Blue



Sapphire Blue



Mustard Yellow



Terracotta




Conker Brown


Contrasting Edging Options

The finishes below are contrasting edging options for 25mm White Dual Board MFC and Black Matt MDF only.


White Dual Board MFC – Black MFC, Laurentii Wenge MFC & Plywood Effect.
Black Matt MDF – Laurentii Wenge MFC & Plywood Effect.



Black MFC



Laurentii Wenge MFC




Plywood Effect


Metalwork Finishes.

Standard Metal Finishes.


The 3 finishes below are our standard metal finishes.



Standard Silver
RAL 9006



Black Graphite
RAL 9004



White
RAL 9003

Premium Leg Frame and Handle Metal Finishes.

The 9 finishes below are non-standard metalwork finishes. Subject to a 2 week lead time.



Praline



Olive Green



Atlantic Blue



Sapphire Blue



Mustard Yellow



Terracotta



Conker Brown



Raw Metalwork
(Not available on Handles)



Chrome Effect
(Not available on Handles)



Whilst every effort has been made to ensure accurate colours are illustrated in this PDF document, there may be a slight colour difference due to monitors and mobile devices, therefore please refer to our colour sample swatches prior to ordering.

Note: Room props, plants and lighting illustrated in the document not supplied.