

# KIND BEAM

VERSATILE SOLUTION

[www.planscape.co.uk](http://www.planscape.co.uk)



## KIND BEAM: VERSATILE SOLUTION

---

With plastic, mesh and upholstered options Kind beam systems offer a versatile solution for waiting areas and high density seating applications.

# KIND BEAM

---

## MATERIALS

### SEAT

Upholstered seat pad, Combustion Modified High Resilience (CMHR) foam with black polypropylene under seat

### BACK (PLASTIC)

Upholstered Combustion Modified High Resilience (CMHR) foam  
Black polypropylene outer shroud

### ARMS

Fixed arms

### BEAM

80 mm x 40 mm x 2 mm steel beam section

### LEGS

Tubular shaped steel 'V' legs  
Adjustable nylon feet

## POLICY

Pledge manufacture in the United Kingdom and are a true manufacturer producing wooden, steel and upholstered products at our site in Leighton Buzzard.

We are committed to the efficient use of energy and continually review our processes to reduce environmental impact seeking to utilise technologies which minimise energy and material consumption in our products and services.

## CERTIFICATION

Pledge is ISO9001 & ISO14001 certified, guaranteeing quality and environmental management standards are met.

Furniture Industry Sustainability Programme (FISP)

Furniture Industry Research Association (FIRA)

Forest Stewardship Council® (FSC®)



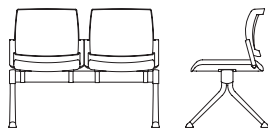
## OPERATION

Pledge offers a 5-year warranty on structural components. Fabrics are covered by the manufacturers' guarantee.

These terms apply to Pledge Seating used only in general office environments during normal working hours and subject to fair wear and tear. Terms for seating used 24/7 application are available on request.

Our full terms concerning warranties can be found in our Seating Price Guide under terms and conditions section 9.

# KIND BEAM



## KDB1CCB | 2 Seat Beam.

Overall Height	860 mm
Overall Width	1090 mm
Overall Depth	560 mm
Seat Height	480 mm
Back Width	450 mm
Weight	16.5 kg

## KDB1CCCB | 3 Seat Beam.

Overall Height	860 mm
Overall Width	1640 mm
Overall Depth	560 mm
Seat Height	480 mm
Back Width	450 mm
Weight	23 kg

## KDB1CCCCB | 4 Seat Beam.

Overall Height	860 mm
Overall Width	2180 mm
Overall Depth	560 mm
Seat Height	480 mm
Back Width	450 mm
Weight	29 kg

# KIND BEAM

---

## METAL FRAME FINISH



Silver Painted (P)



Chrome (C)

## TABLE TOP FINISH



Black (BK)



Light Oak (LO)

## OPTIONS

Two tone upholstery 10% upcharge (2T)

Upholstered back panel (UB)

Floor fixing (FF)

Non-slip feet

Polypropylene fixed arms

## NOTES

N/A

## ENVIRONMENTAL

Recycled Content: 38% (estimated)

Recyclable Content: 98%

Plastic components >25g are labelled in accordance with ISO 11469